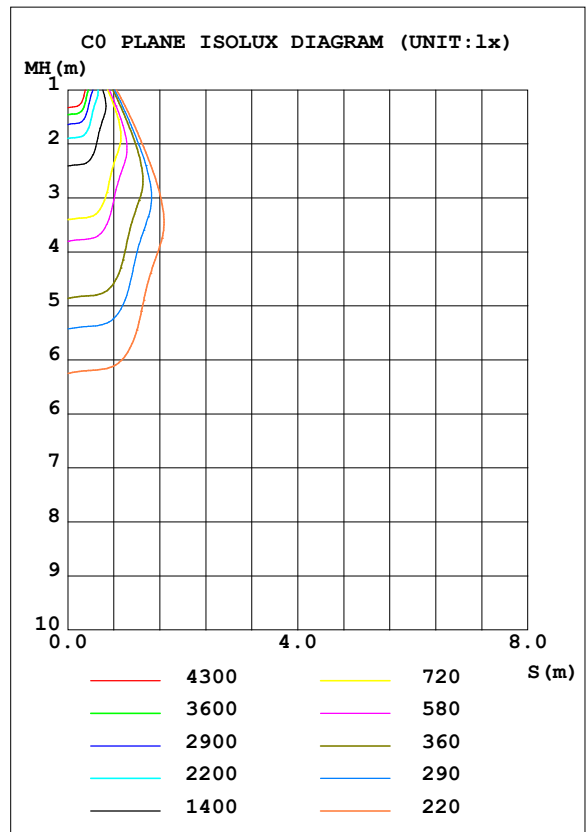
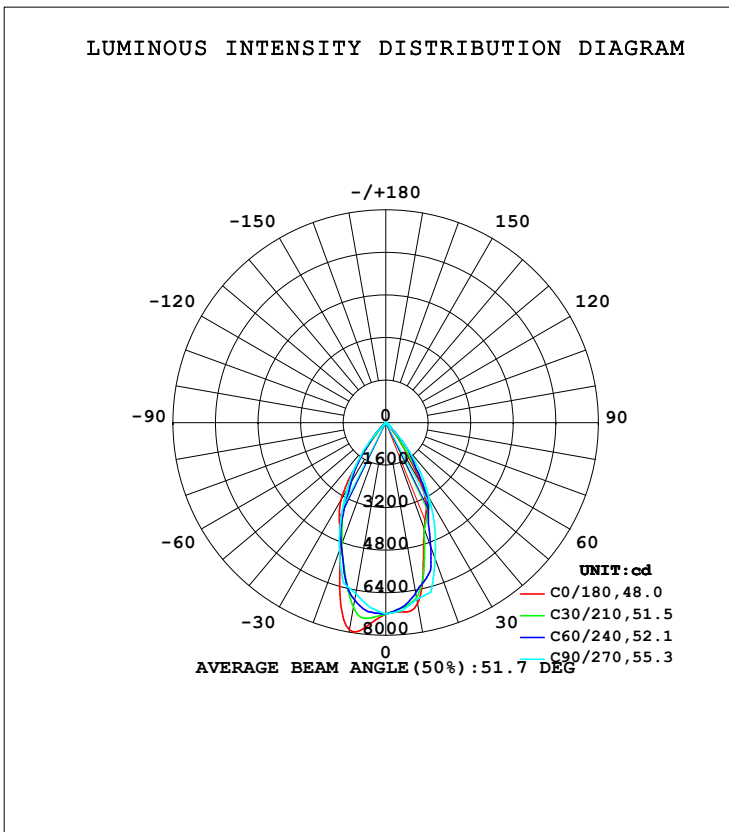


LUMINAIRE PHOTOMETRIC TEST REPORT

Test:U:221.59V I:0.2009A P:42.489W PF:0.9546 Freq:49.99Hz Lamp Flux:5438.09x1 lm		
NAME: GLM-PLS128CR-4000K(42W)	TYPE:	WEIGHT:
SPEC.:	DIM.:	SERIAL No.:
MFR.: EVERFINE	SUR.:	Shielding Angle:

DATA OF LAMP		PHOTOMETRIC DATA Eff: 127.99 lm/W			
MODEL		I _{max} (cd)	7958	S/MH (C0/180)	0.82
NOMINAL POWER (W)		LOR (%)	100.0	S/MH (C90/270)	0.83
RATED VOLTAGE (V)		TOTAL FLUX (lm)	5438.1	η UP, DN (C0-180)	0.0, 51.5
NOMINAL FLUX (lm)	5438.09	CIE CLASS	DIRECT	η UP, DN (C180-360)	0.0, 48.5
LAMPS INSIDE	1	η up (%)	0.0	CIBSE SHR NOM	0.75
TEST VOLTAGE (V)	220	η down (%)	100.0	CIBSE SHR MAX	0.80



H(β) Range:-90 - 90DEG
 H(β) Interval: 1.0DEG
 Test Speed: HIGH
 Temperature:25.3DEG
 Operators:
 Test Date:27 June 2023

V(B) Range:-75 - 75DEG
 V(B) Interval: 5.0DEG
 Test System:EVERFINE GO-2000A_V1 SYSTEM V2.0.366
 Humidity:65.0%
 Test Distance:7.500m [K=1.0667]
 Remarks:

ZONAL FLUX DIAGRAM

ZONAL FLUX DIAGRAM:

γ	C0	C45	C90	C135	C180	C225	C270	C315	γ	Φ zone	Φ total	%lum, lamp
10	6904	6511	6742	7157	7912	6931	6531	6431	0- 10	673.9	673.9	12.4,12.4
20	4249	4765	5425	5036	5023	4704	5096	4736	10- 20	1652	2326	42.8,42.8
30	2649	2670	3254	2993	3390	2650	2902	2592	20- 30	1771	4097	75.3,75.3
40	498.4	633.1	1252	856.5	599.8	585.4	1039	580.8	30- 40	1098	5196	95.5,95.5
50	0	82.62	166.8	105.2	0	68.40	71.86	62.04	40- 50	228.2	5424	99.7,99.7
60	0	0	0.1253	0	0	0	0.0000	0	50- 60	14.16	5438	100,100
70	0	0	0.0417	0	0	0	0	0	60- 70	0.1301	5438	100,100
80	0	0	0	0	0	0	0	0	70- 80	0.0002	5438	100,100
90	0	0	0	0	0	0	0	0	80- 90	0	5438	100,100
100									90-100			
110									100-110			
120									110-120			
130									120-130			
140									130-140			
150									140-150			
160									150-160			
170									160-170			
180									170-180			
DEG	LUMINOUS INTENSITY:cd									UNIT:lm		

Conical surface Flux(90deg): 5380.7 lm

%lum = 98.9%

%lamp = 98.9%

Conical surface Flux(120deg): 5438 lm

%lum = 100.0%

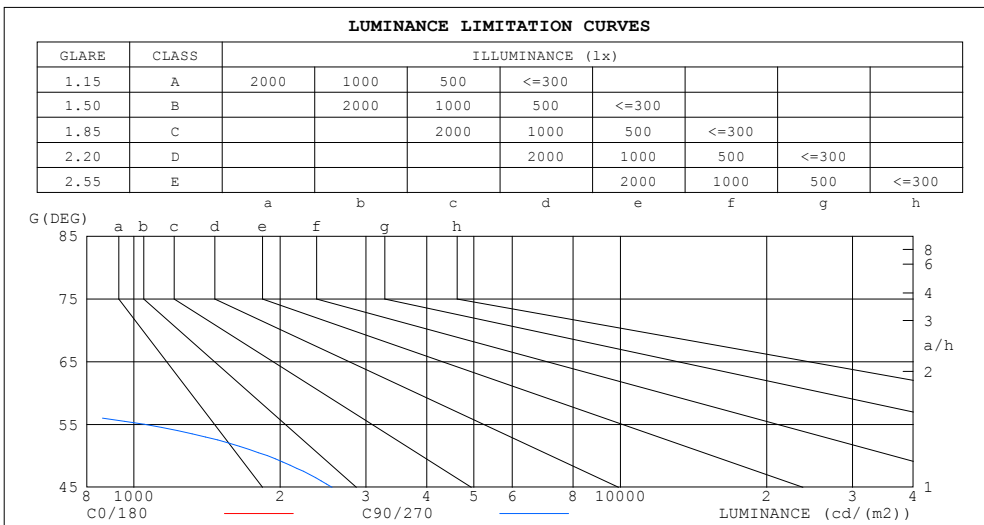
%lamp = 100.0%

H(β) Range:-90 - 90DEG
H(β) Interval: 1.0DEG
Test Speed: HIGH
Temperature:25.3DEG
Operators:
Test Date:27 June 2023

V(B) Range:-75 - 75DEG
V(B) Interval: 5.0DEG
Test System:EVERFINE GO-2000A_V1 SYSTEM V2.0.366
Humidity:65.0%
Test Distance:7.500m [K=1.0667]
Remarks:

LUMINANCE LIMITATION CURVES

Test:U:221.59V I:0.2009A P:42.489W PF:0.9546 Freq:49.99Hz Lamp Flux:5438.09x1 lm		
NAME: GLM-PLS128CR-4000K(42W)	TYPE:	WEIGHT:
SPEC.:	DIM.:	SERIAL No.:
MFR.: EVERFINE	SUR.:	Shielding Angle:



LUMINANCE cd/(m2)		
G (DEG)	C0/180	C90/270
85	0	0
80	0	0
75	0	0
70	0	1
65	0	0
60	0	2
55	0	1050
50	0	1880
45	792	2555

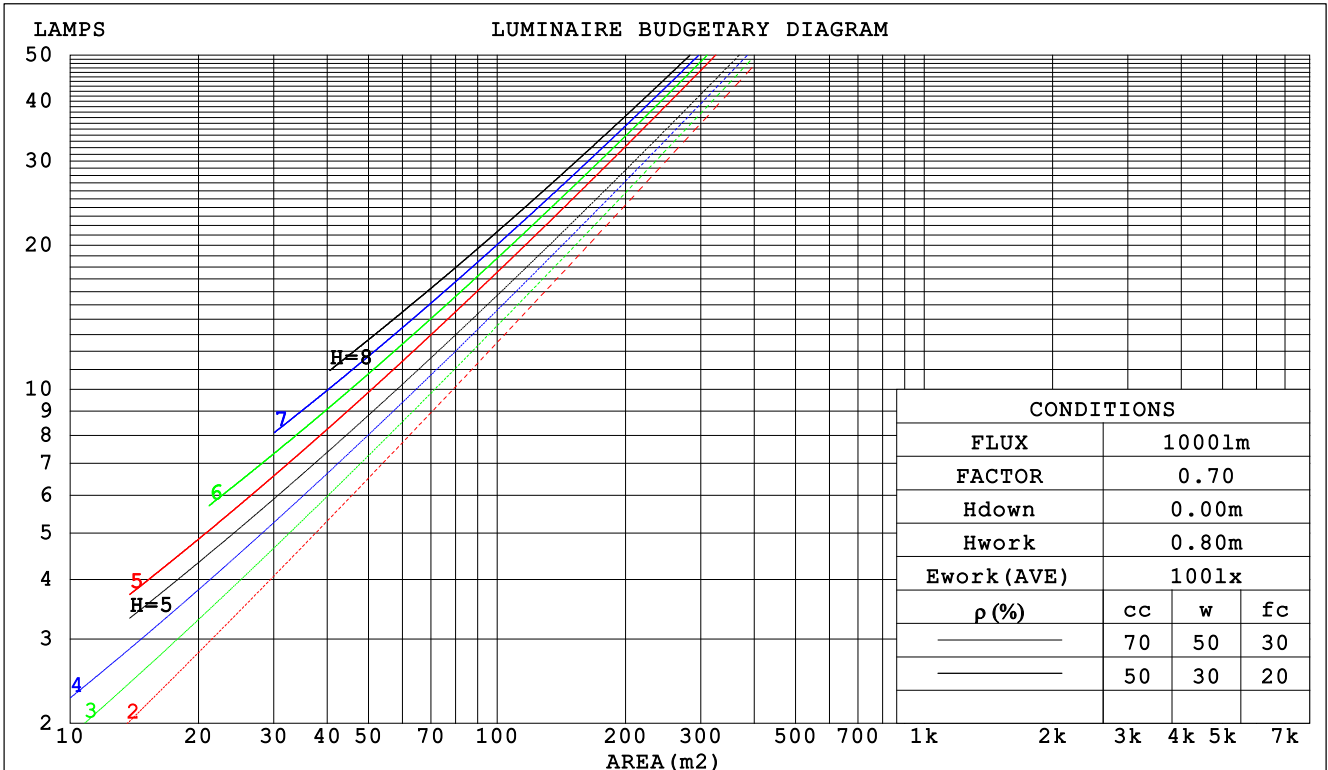
H(β) Range:-90 - 90DEG
H(β) Interval: 1.0DEG
Test Speed: HIGH
Temperature:25.3DEG
Operators:
Test Date:27 June 2023

V(B) Range:-75 - 75DEG
V(B) Interval: 5.0DEG
Test System:EVERFINE GO-2000A_V1 SYSTEM V2.0.366
Humidity:65.0%
Test Distance:7.500m [K=1.0667]
Remarks:

CU AND LUMINAIRE BUDGETARY ESTIMATE DIAGRAM

Test:U:221.59V I:0.2009A P:42.489W PF:0.9546 Freq:49.99Hz Lamp Flux:5438.09x1 lm		
NAME: GLM-PLS128CR-4000K(42W)	TYPE:	WEIGHT:
SPEC.:	DIM.:	SERIAL No.:
MFR.: EVERFINE	SUR.:	Shielding Angle:

ρ_{cc}	80%			70%			50%			30%			10%			0
ρ_w	50%	30%	10%	50%	30%	10%	50%	30%	10%	50%	30%	10%	50%	30%	10%	0
ρ_{fc}	20%			20%			20%			20%			20%			0
RCR	RCR:Room Cavity Ratio						Coefficients of Utilization(CU)									
0.0	1.19	1.19	1.19	1.16	1.16	1.16	1.11	1.11	1.11	1.06	1.06	1.06	1.02	1.02	1.02	1.00
1.0	1.11	1.09	1.07	1.09	1.07	1.05	1.05	1.03	1.02	1.01	.99	.99	.98	.97	.96	.94
2.0	1.04	1.00	.97	1.02	.99	.96	.99	.96	.94	.96	.94	.92	.93	.91	.90	.88
3.0	.97	.93	.89	.96	.92	.88	.93	.90	.87	.91	.88	.85	.89	.86	.84	.82
4.0	.91	.86	.82	.90	.85	.81	.88	.84	.81	.86	.82	.80	.84	.81	.79	.77
5.0	.86	.80	.76	.85	.80	.76	.83	.79	.75	.81	.78	.74	.80	.77	.74	.72
6.0	.81	.75	.71	.80	.75	.71	.79	.74	.70	.77	.73	.70	.76	.72	.69	.68
7.0	.76	.71	.67	.76	.70	.66	.74	.70	.66	.73	.69	.66	.72	.68	.65	.64
8.0	.72	.66	.62	.72	.66	.62	.70	.66	.62	.69	.65	.62	.69	.65	.62	.60
9.0	.68	.63	.59	.68	.62	.59	.67	.62	.59	.66	.62	.58	.65	.61	.58	.57
10.0	.65	.59	.56	.64	.59	.55	.64	.59	.55	.63	.58	.55	.62	.58	.55	.54



H(β) Range:-90 - 90DEG
H(β) Interval: 1.0DEG
Test Speed: HIGH
Temperature:25.3DEG
Operators:
Test Date:27 June 2023

V(B) Range:-75 - 75DEG
V(B) Interval: 5.0DEG
Test System:EVERFINE GO-2000A_V1 SYSTEM V2.0.366
Humidity:65.0%
Test Distance:7.500m [K=1.0667]
Remarks:

WEC AND CCEC

Test:U:221.59V I:0.2009A P:42.489W PF:0.9546 Freq:49.99Hz Lamp Flux:5438.09x1 lm		
NAME: GLM-PLS128CR-4000K(42W)	TYPE:	WEIGHT:
SPEC.:	DIM.:	SERIAL No.:
MFR.: EVERFINE	SUR.:	Shielding Angle:

ρ _{cc}	80%			70%			50%			30%			10%			0
ρ _w	50%	30%	10%	50%	30%	10%	50%	30%	10%	50%	30%	10%	50%	30%	10%	0
ρ _{fc}	20%			20%			20%			20%			20%			0
RCR	RCR:Room Cavity Ratio						Wall Exitance Coefficients (WEC)									
0.0																
1.0	.171	.097	.031	.164	.093	.030	.151	.087	.028	.140	.081	.026	.129	.075	.024	
2.0	.163	.089	.027	.157	.087	.027	.147	.082	.025	.137	.077	.024	.128	.072	.023	
3.0	.155	.083	.025	.151	.081	.024	.142	.077	.023	.133	.073	.022	.126	.070	.022	
4.0	.148	.077	.023	.144	.075	.022	.136	.072	.022	.129	.069	.021	.122	.067	.020	
5.0	.141	.072	.021	.138	.071	.021	.131	.068	.020	.125	.066	.020	.119	.064	.019	
6.0	.135	.068	.019	.132	.067	.019	.126	.065	.019	.121	.063	.018	.116	.061	.018	
7.0	.129	.064	.018	.127	.063	.018	.122	.061	.018	.117	.060	.017	.112	.058	.017	
8.0	.124	.061	.017	.122	.060	.017	.117	.058	.017	.113	.057	.016	.109	.056	.016	
9.0	.119	.058	.016	.117	.057	.016	.113	.056	.016	.109	.055	.016	.105	.053	.015	
10.0	.114	.055	.015	.113	.054	.015	.109	.053	.015	.105	.052	.015	.102	.051	.015	

ρ _{cc}	80%			70%			50%			30%			10%			0
ρ _w	50%	30%	10%	50%	30%	10%	50%	30%	10%	50%	30%	10%	50%	30%	10%	0
ρ _{fc}	20%			20%			20%			20%			20%			0
RCR	RCR:Room Cavity Ratio						Ceiling Cavity Exitance Coefficients (CCEC)									
0.0	.190	.190	.190	.163	.163	.163	.111	.111	.111	.064	.064	.064	.020	.020	.020	
1.0	.171	.157	.145	.146	.135	.125	.100	.093	.087	.057	.054	.050	.018	.017	.016	
2.0	.155	.133	.114	.133	.114	.098	.091	.079	.068	.052	.046	.040	.017	.015	.013	
3.0	.142	.114	.091	.122	.098	.078	.084	.068	.055	.048	.040	.032	.016	.013	.011	
4.0	.132	.099	.073	.113	.085	.064	.078	.059	.045	.045	.035	.027	.014	.011	.009	
5.0	.123	.087	.060	.106	.075	.053	.073	.053	.037	.042	.031	.022	.014	.010	.007	
6.0	.116	.078	.050	.099	.067	.044	.069	.047	.031	.040	.028	.018	.013	.009	.006	
7.0	.109	.070	.043	.094	.061	.037	.065	.043	.026	.038	.025	.016	.012	.008	.005	
8.0	.104	.064	.037	.089	.055	.032	.062	.039	.023	.036	.023	.013	.012	.008	.004	
9.0	.099	.059	.032	.085	.051	.028	.059	.036	.020	.034	.021	.012	.011	.007	.004	
10.0	.094	.054	.028	.081	.047	.024	.056	.033	.017	.033	.020	.010	.011	.006	.003	

H(β) Range:-90 - 90DEG
H(β) Interval: 1.0DEG
Test Speed: HIGH
Temperature:25.3DEG
Operators:
Test Date:27 June 2023

V(B) Range:-75 - 75DEG
V(B) Interval: 5.0DEG
Test System:EVERFINE GO-2000A_V1 SYSTEM V2.0.366
Humidity:65.0%
Test Distance:7.500m [K=1.0667]
Remarks:

UGR(Unified Glare Rating) Table

Test:U:221.59V I:0.2009A P:42.489W PF:0.9546 Freq:49.99Hz Lamp Flux:5438.09x1 lm										
NAME: GLM-PLS128CR-4000K(42W)					TYPE:			WEIGHT:		
SPEC.:					DIM.:			SERIAL No.:		
MFR.: EVERFINE					SUR.:			Shielding Angle:		
ceiling/cavity	0.7	0.7	0.5	0.5	0.3	0.7	0.7	0.5	0.5	0.3
walls	0.5	0.3	0.5	0.3	0.3	0.5	0.3	0.5	0.3	0.3
working plane	0.2	0.2	0.2	0.2	0.2	0.2	0.2	0.2	0.2	0.2
Room dimensions	Viewed crosswise					Viewed endwise				
x = 2H y = 2H	11.5	12.4	11.7	12.6	12.7	14.1	15.0	14.4	15.2	15.4
3H	11.3	12.2	11.6	12.4	12.6	14.0	14.8	14.2	15.0	15.2
4H	11.2	12.0	11.5	12.3	12.5	13.9	14.7	14.2	14.9	15.1
6H	11.2	11.9	11.5	12.1	12.4	13.8	14.5	14.1	14.8	15.0
8H	11.1	11.8	11.4	12.1	12.3	13.7	14.5	14.1	14.7	15.0
12H	11.1	11.7	11.4	12.0	12.3	13.7	14.4	14.0	14.6	14.9
4H 2H	11.2	12.0	11.5	12.3	12.5	13.9	14.7	14.2	14.9	15.1
3H	11.1	11.7	11.4	12.0	12.3	13.7	14.4	14.0	14.6	14.9
4H	11.0	11.6	11.3	11.9	12.2	13.6	14.2	14.0	14.5	14.8
6H	10.9	11.4	11.3	11.8	12.1	13.5	14.0	13.9	14.4	14.7
8H	10.8	11.3	11.2	11.7	12.0	13.5	14.0	13.8	14.3	14.7
12H	10.8	11.2	11.2	11.6	12.0	13.4	13.9	13.8	14.2	14.6
8H 4H	10.8	11.3	11.2	11.7	12.0	13.5	14.0	13.8	14.3	14.7
6H	10.7	11.1	11.2	11.5	11.9	13.4	13.8	13.8	14.2	14.6
8H	10.7	11.0	11.1	11.4	11.9	13.3	13.7	13.7	14.1	14.5
12H	10.6	10.9	11.1	11.4	11.8	13.2	13.6	13.7	14.0	14.5
12H 4H	10.8	11.2	11.2	11.6	12.0	13.4	13.9	13.8	14.2	14.6
6H	10.7	11.0	11.1	11.4	11.9	13.3	13.7	13.7	14.1	14.5
8H	10.6	10.9	11.1	11.4	11.8	13.2	13.6	13.7	14.0	14.5
Variations with the observer position at spacings:										
S = 1.0H	+ 3.0 / - 1.5					+ 3.3 / -16.3				
1.5H	+ 5.5 / -56.3					+ 6.0 / -20.0				
2.0H	+ 8.0 / - 1.5					+ 6.4 / - 1.5				

CIE Pub.117, 5438 lm Total Lamp Luminous Flux Corrected (8log(F/F0) = 5.9)

H(β) Range:-90 - 90DEG
H(β) Interval: 1.0DEG
Test Speed: HIGH
Temperature:25.3DEG
Operators:
Test Date:27 June 2023

V(B) Range:-75 - 75DEG
V(B) Interval: 5.0DEG
Test System:EVERFINE GO-2000A_V1 SYSTEM V2.0.366
Humidity:65.0%
Test Distance:7.500m [K=1.0667]
Remarks:

UTILIZATION FACTORS TABLE

Test:U:221.59V I:0.2009A P:42.489W PF:0.9546 Freq:49.99Hz Lamp Flux:5438.09x1 lm		
NAME: GLM-PLS128CR-4000K(42W)	TYPE:	WEIGHT:
SPEC.:	DIM.:	SERIAL No.:
MFR.: EVERFINE	SUR.:	Shielding Angle:

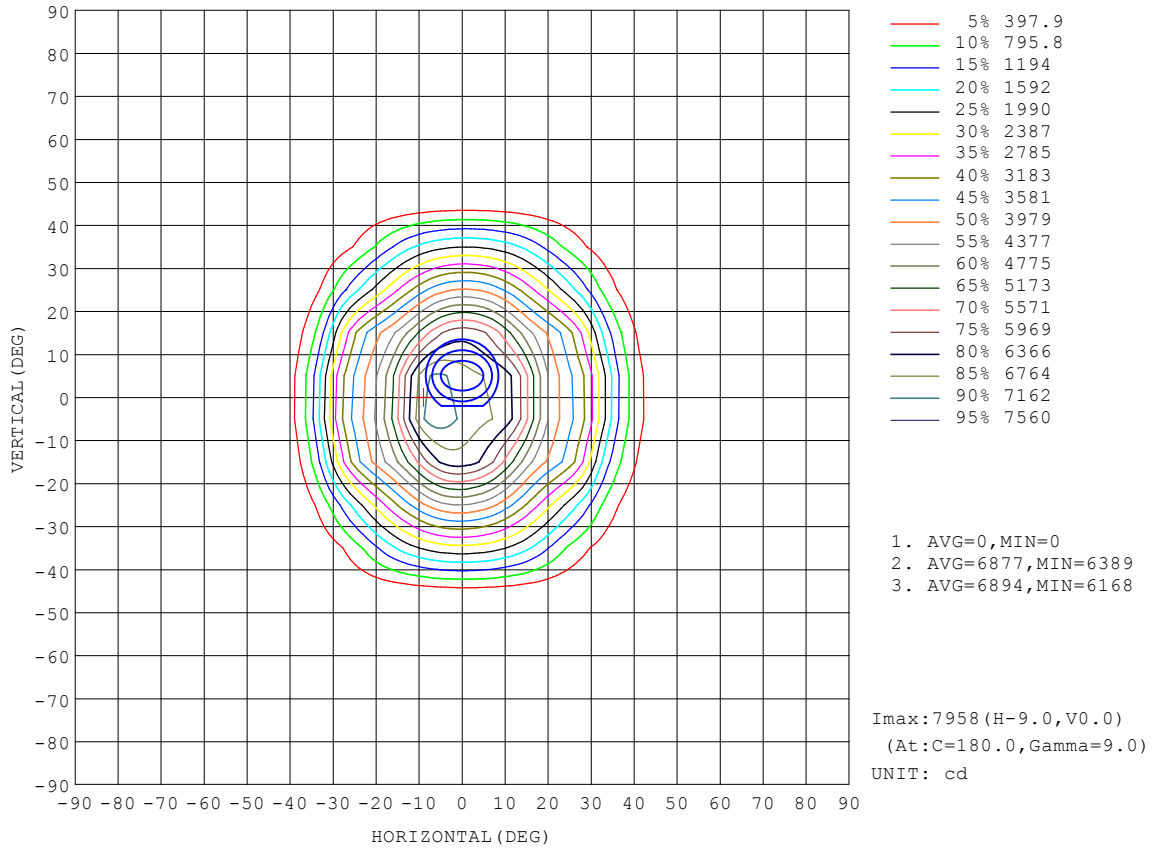
REFLECTANCE										
Ceiling	0.8	0.8	0.8	0.7	0.7	0.7	0.5	0.5	0.5	0
Walls	0.7	0.5	0.3	0.7	0.5	0.3	0.7	0.5	0.3	0
Working plane	0.2	0.2	0.2	0.2	0.2	0.2	0.2	0.2	0.2	0
ROOM INDEX	UTILIZATION FACTORS (PERCENT) $k(RI) \times RCR = 5$									
k = 0.60	89	83	79	88	82	79	88	82	79	75
0.80	96	91	87	95	90	87	94	90	86	83
1.00	100	95	92	100	95	91	98	94	91	87
1.25	104	99	96	103	99	96	101	98	95	91
1.50	107	102	99	106	102	99	103	100	98	93
2.00	109	105	102	108	104	101	105	102	100	95
2.50	111	107	104	109	106	103	106	104	102	96
3.00	112	109	106	110	108	105	107	105	103	97
4.00	114	112	109	112	110	108	109	107	105	98
5.00	115	113	111	113	111	110	109	108	107	99
ROOM INDEX	UF(total)									Direct
According to DIN EN 13032-2 2004			Suspended				SHRNOM = 1.25			

H(β) Range:-90 - 90DEG
H(β) Interval: 1.0DEG
Test Speed: HIGH
Temperature:25.3DEG
Operators:
Test Date:27 June 2023

V(B) Range:-75 - 75DEG
V(B) Interval: 5.0DEG
Test System:EVERFINE GO-2000A_V1 SYSTEM V2.0.366
Humidity:65.0%
Test Distance:7.500m [K=1.0667]
Remarks:

ISOCANDELA DIAGRAM

Test:U:221.59V I:0.2009A P:42.489W PF:0.9546 Freq:49.99Hz Lamp Flux:5438.09x1 lm		
NAME: GLM-PLS128CR-4000K(42W)	TYPE:	WEIGHT:
SPEC.:	DIM.:	SERIAL No.:
MFR.: EVERFINE	SUR.:	Shielding Angle:

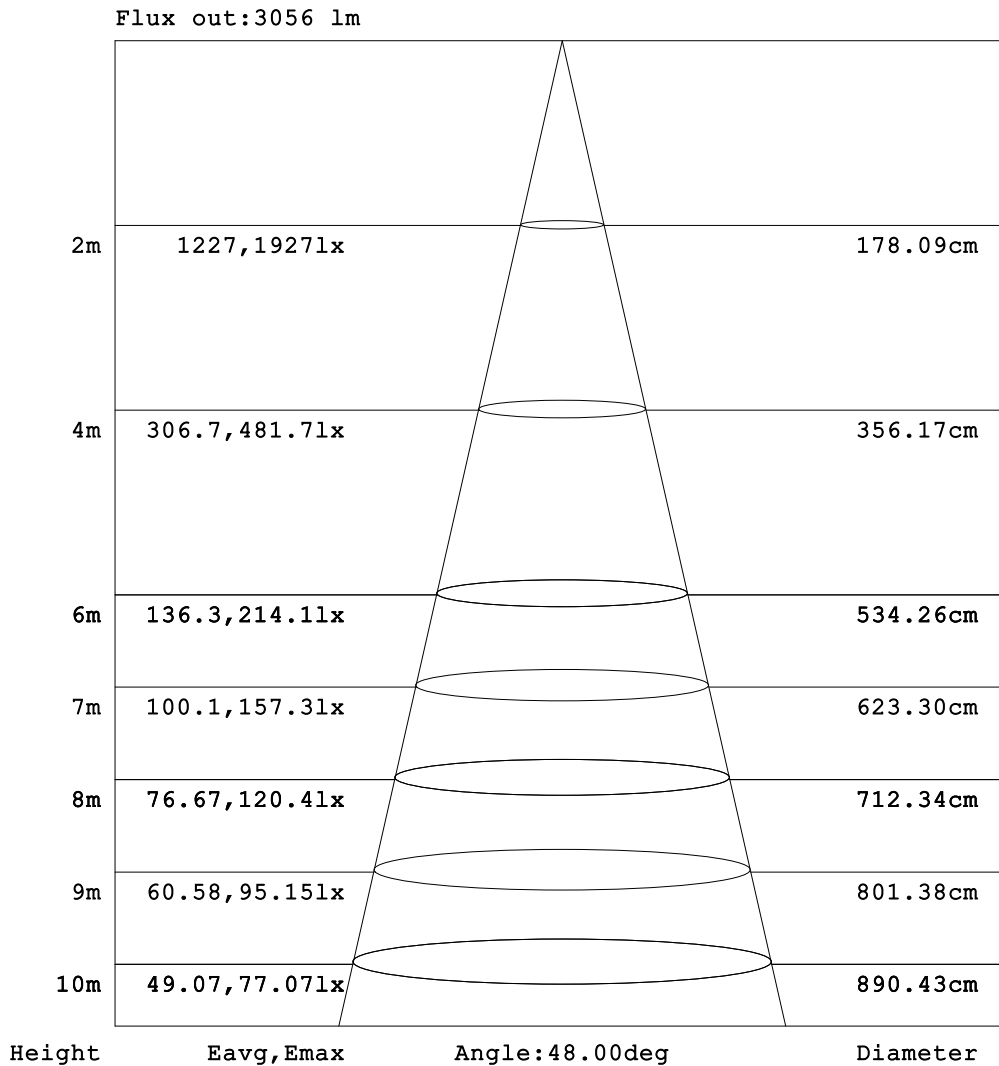


H(β) Range:-90 - 90DEG
 H(β) Interval: 1.0DEG
 Test Speed: HIGH
 Temperature:25.3DEG
 Operators:
 Test Date:27 June 2023

V(B) Range:-75 - 75DEG
 V(B) Interval: 5.0DEG
 Test System:EVERFINE GO-2000A_V1 SYSTEM V2.0.366
 Humidity:65.0%
 Test Distance:7.500m [K=1.0667]
 Remarks:

AAI Figure

Test:U:221.59V I:0.2009A P:42.489W PF:0.9546 Freq:49.99Hz Lamp Flux:5438.09x1 lm		
NAME: GLM-PLS128CR-4000K(42W)	TYPE:	WEIGHT:
SPEC.:	DIM.:	SERIAL No.:
MFR.: EVERFINE	SUR.:	Shielding Angle:



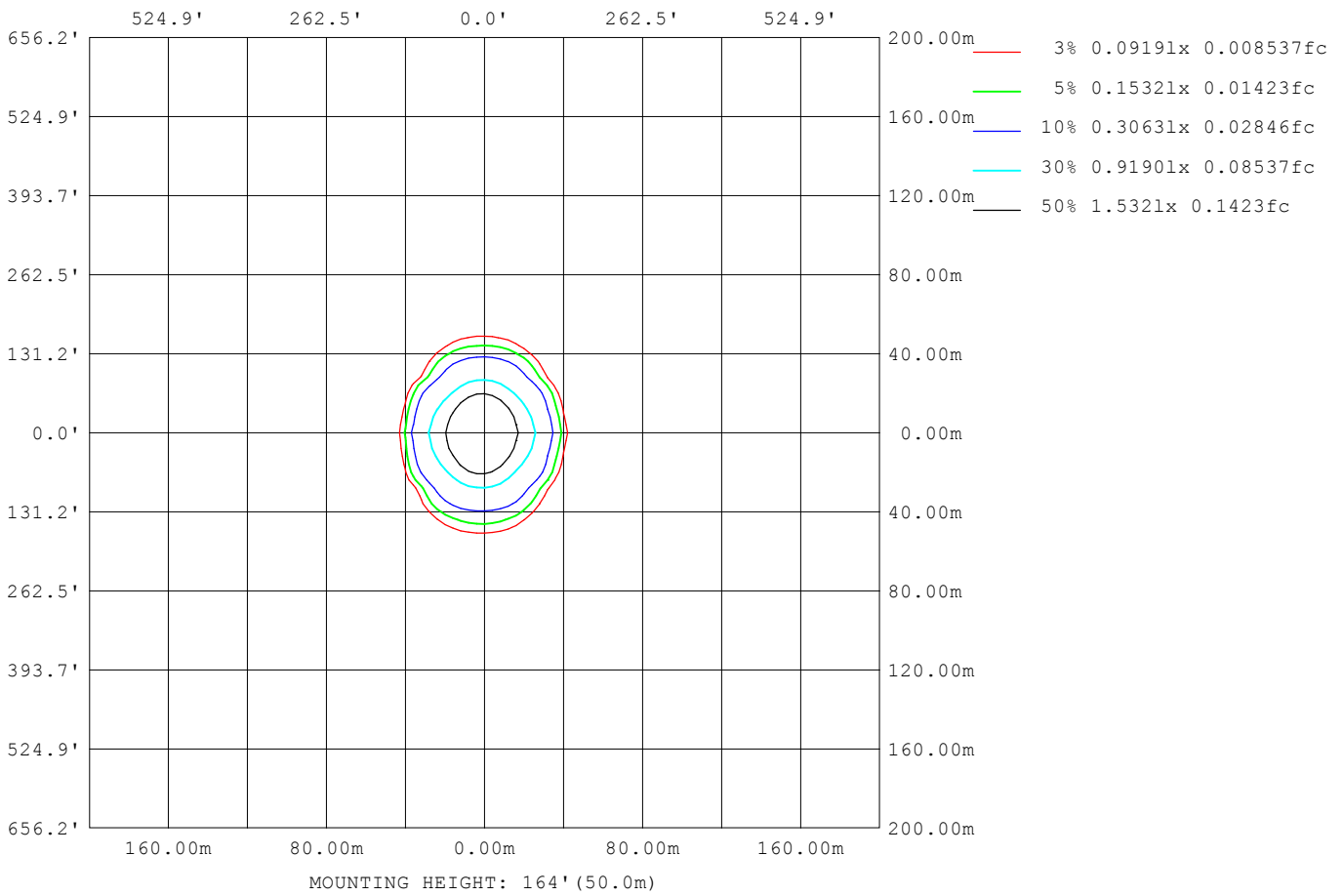
Note:The Curves indicate the illuminated area and the average illumination when the luminaire is at different distance.

H(β) Range:-90 - 90DEG
H(β) Interval: 1.0DEG
Test Speed: HIGH
Temperature:25.3DEG
Operators:
Test Date:27 June 2023

V(B) Range:-75 - 75DEG
V(B) Interval: 5.0DEG
Test System:EVERFINE GO-2000A_V1 SYSTEM V2.0.366
Humidity:65.0%
Test Distance:7.500m [K=1.0667]
Remarks:

ISOLUX DIAGRAM

Test:U:221.59V I:0.2009A P:42.489W PF:0.9546 Freq:49.99Hz Lamp Flux:5438.09x1 lm		
NAME: GLM-PLS128CR-4000K(42W)	TYPE:	WEIGHT:
SPEC.:	DIM.:	SERIAL No.:
MFR.: EVERFINE	SUR.:	Shielding Angle:



H(β) Range:-90 - 90DEG
H(β) Interval: 1.0DEG
Test Speed: HIGH
Temperature:25.3DEG
Operators:
Test Date:27 June 2023

V(B) Range:-75 - 75DEG
V(B) Interval: 5.0DEG
Test System:EVERFINE GO-2000A_V1 SYSTEM V2.0.366
Humidity:65.0%
Test Distance:7.500m [K=1.0667]
Remarks:

LED Avg.L Report

Test:U:221.59V I:0.2009A P:42.489W PF:0.9546 Freq:49.99Hz Lamp Flux:5438.09x1 lm		
NAME: GLM-PLS128CR-4000K(42W)	TYPE:	WEIGHT:
SPEC.:	DIM.:	SERIAL No.:
MFR.: EVERFINE	SUR.:	Shielding Angle:

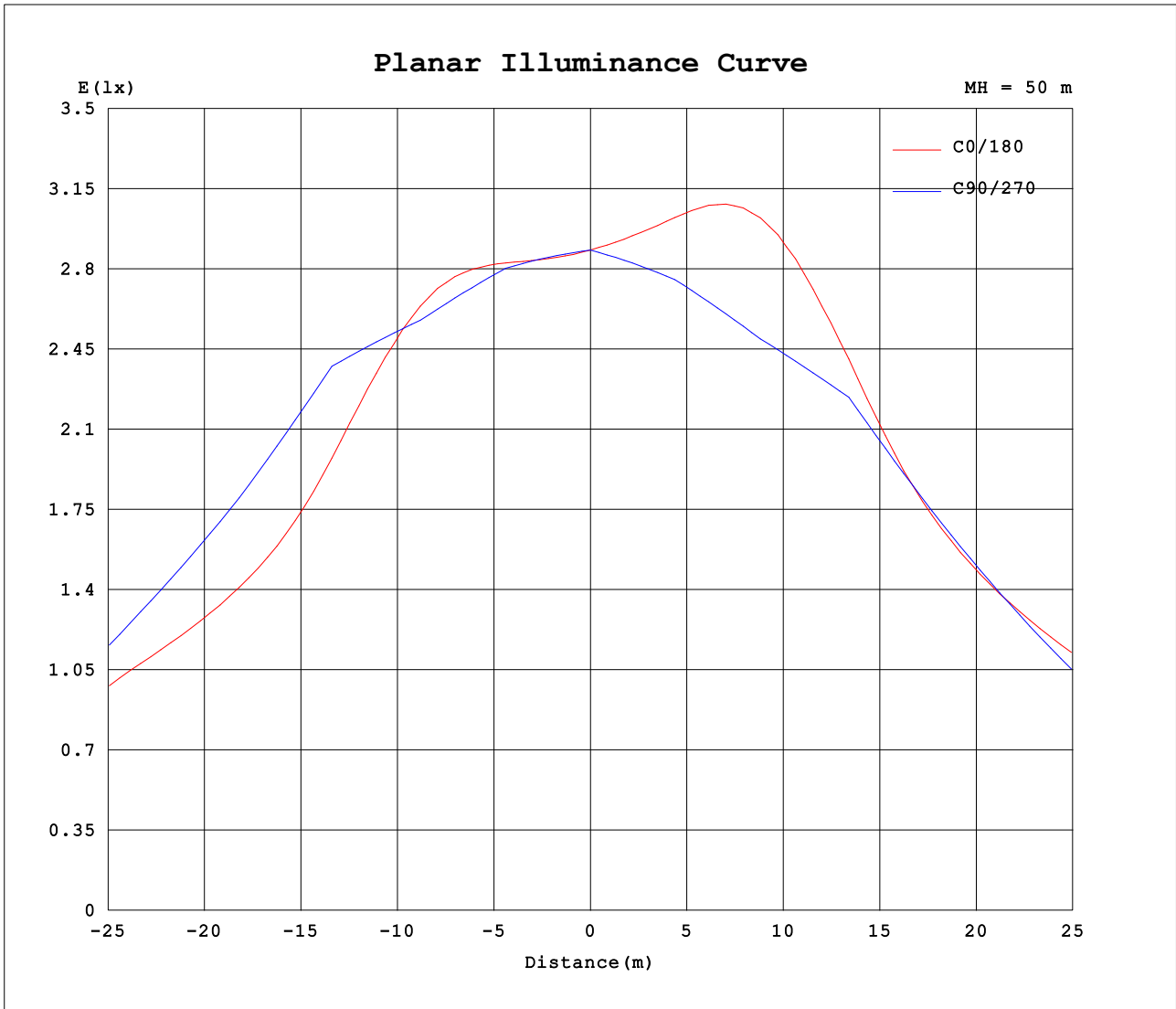
AvgL	cd/m2
L_0~180 (65) av	0
L_0~180 (75) av	0
L_0~180 (85) av	0
L_90~270 (65) av	0
L_90~270 (75) av	0
L_90~270 (85) av	0
L_45 (65) av	0
L_45 (75) av	0
L_45 (85) av	0

Standard: GB/T 29293-2012

H(β) Range:-90 - 90DEG
H(β) Interval: 1.0DEG
Test Speed: HIGH
Temperature:25.3DEG
Operators:
Test Date:27 June 2023

V(B) Range:-75 - 75DEG
V(B) Interval: 5.0DEG
Test System:EVERFINE GO-2000A_V1 SYSTEM V2.0.366
Humidity:65.0%
Test Distance:7.500m [K=1.0667]
Remarks:

Planar Illuminance Curve



H(β) Range:-90 - 90DEG
H(β) Interval: 1.0DEG
Test Speed: HIGH
Temperature:25.3DEG
Operators:
Test Date:27 June 2023

V(B) Range:-75 - 75DEG
V(B) Interval: 5.0DEG
Test System:EVERFINE GO-2000A_V1 SYSTEM V2.0.366
Humidity:65.0%
Test Distance:7.500m [K=1.0667]
Remarks:

LUMINOUS DISTRIBUTION INTENSITY DATA

Test:U:221.59V I:0.2009A P:42.489W PF:0.9546 Freq:49.99Hz Lamp Flux:5438.09x1 lm		
NAME: GLM-PLS128CR-4000K(42W)	TYPE:	WEIGHT:
SPEC.:	DIM.:	SERIAL No.:
MFR.: EVERFINE	SUR.:	Shielding Angle:

Table--1

UNIT: cd

C (DEG) γ (DEG)	0	5	10	15	20	25	30	35	40	45	50	55	60	65	70	75	80	85	90
0	7205	7205	7205	7205	7205	7205	7205	7205	7205	7205	7205	7205	7205	7205	7205	7205	7205	7205	7205
5	7148	7121	7094	7068	7044	7022	7003	6987	6976	6968	6965	6966	6974	6984	7000	7018	7040	7064	7089
10	6904	6852	6809	6773	6742	6714	6678	6604	6547	6511	6493	6493	6507	6531	6564	6604	6648	6695	6742
15	5477	5536	5627	5740	5816	5690	5592	5517	5477	5580	5721	5864	6006	6144	6273	6385	6478	6548	6590
20	4249	4314	4410	4488	4397	4311	4272	4415	4582	4765	4865	4892	4941	5010	5091	5179	5263	5346	5425
25	3622	3665	3732	3638	3551	3606	3751	3894	3725	3611	3549	3640	3800	3967	4117	4232	4306	4352	4378
30	2649	2806	2860	2573	2628	2985	3029	2781	2627	2670	2761	2875	2926	3003	3070	3131	3177	3214	3254
35	1242	1478	1432	1183	1514	1656	1479	1602	1757	1699	1613	1626	1859	2052	2161	2222	2250	2260	2265
40	498	645	526	557	683	552	661	806	707	633	832	1062	1188	1234	1246	1240	1236	1238	1252
45	77.2	181	73.6	181	147	190	224	135	248	369	399	405	420	432	407	358	307	268	249
50	0.00	4.94	0.56	7.31	9.54	29.9	6.95	47.1	81.6	82.6	91.2	63.2	52.1	74.5	99.5	123	144	159	167
55	0.00	0.00	0.00	0.00	0.00	0.00	0.00	2.17	5.15	1.27	6.77	11.6	19.7	33.7	51.1	66.9	77.8	83.2	83.1
60	0.00	0.00	0.00	0.00	0.00	0.00	0.00	0.00	0.00	0.00	1.11	5.45	8.48	11.2	12.0	9.72	5.45	1.54	0.13
65	0.00	0.00	0.00	0.00	0.00	0.00	0.00	0.00	0.00	0.00	0.07	0.00	0.00	0.00	0.00	0.00	0.00	0.00	0.00
70	0.00	0.00	0.00	0.00	0.00	0.00	0.00	0.00	0.00	0.00	0.00	0.00	0.00	0.00	0.00	0.00	0.00	0.00	0.04
75	0.00	0.00	0.00	0.00	0.00	0.00	0.00	0.00	0.00	0.00	0.00	0.00	0.00	0.00	0.00	0.00	0.00	0.00	0.00
80	0.00	0.00	0.00	0.00	0.00	0.00	0.00	0.00	0.00	0.00	0.00	0.00	0.00	0.00	0.00	0.00	0.00	0.00	0.00
85	0.00	0.00	0.00	0.00	0.00	0.00	0.00	0.00	0.00	0.00	0.00	0.00	0.00	0.00	0.00	0.00	0.00	0.00	0.00
90	0.00	0.00	0.00	0.00	0.00	0.00	0.00	0.00	0.00	0.00	0.00	0.00	0.00	0.00	0.00	0.00	0.00	0.00	0.00

H(β) Range:-90 - 90DEG
H(β) Interval: 1.0DEG
Test Speed: HIGH
Temperature:25.3DEG
Operators:
Test Date:27 June 2023

V(B) Range:-75 - 75DEG
V(B) Interval: 5.0DEG
Test System:EVERFINE GO-2000A_V1 SYSTEM V2.0.366
Humidity:65.0%
Test Distance:7.500m [K=1.0667]
Remarks:

LUMINOUS DISTRIBUTION INTENSITY DATA

Test:U:221.59V I:0.2009A P:42.489W PF:0.9546 Freq:49.99Hz Lamp Flux:5438.09x1 lm		
NAME: GLM-PLS128CR-4000K(42W)	TYPE:	WEIGHT:
SPEC.:	DIM.:	SERIAL No.:
MFR.: EVERFINE	SUR.:	Shielding Angle:

Table--2

UNIT: cd

C (DEG) γ (DEG)	95	100	105	110	115	120	125	130	135	140	145	150	155	160	165	170	175	180	185
0	7205	7205	7205	7205	7205	7205	7205	7205	7205	7205	7205	7205	7205	7205	7205	7205	7205	7205	7205
5	7117	7145	7174	7204	7235	7267	7300	7331	7363	7395	7427	7461	7494	7528	7562	7593	7622	7648	7609
10	6791	6839	6887	6937	6988	7040	7085	7123	7157	7172	7184	7184	7252	7336	7451	7589	7745	7912	7720
15	6600	6582	6543	6487	6429	6388	6372	6379	6407	6413	6277	6126	5968	5817	5937	6147	6394	6678	6365
20	5494	5545	5567	5540	5466	5354	5219	5092	5036	5053	5061	5069	4898	4719	4571	4661	4828	5023	4798
25	4387	4380	4356	4322	4282	4245	4222	4196	4107	4068	4069	4073	4093	4041	3880	3784	3941	4131	3905
30	3292	3321	3326	3291	3204	3078	2931	2915	2993	3142	3158	3114	3088	3172	3094	2806	2984	3390	2929
35	2265	2265	2264	2258	2241	2202	2119	1922	1761	1740	1940	2023	1696	1592	1823	1406	1383	1896	1349
40	1275	1302	1323	1322	1279	1174	1042	966	856	748	648	743	760	472	521	479	363	600	353
45	256	293	355	436	514	561	520	387	247	211	163	120	146	130	37.4	87.4	13.8	95.7	13.7
50	164	150	124	93.8	62.1	36.3	68.5	116	105	44.1	8.42	1.50	0.54	0.62	0.00	0.00	0.00	0.00	0.00
55	78.5	70.2	59.5	46.9	34.0	22.5	13.4	4.30	0.00	6.43	0.01	0.00	0.00	0.00	0.00	0.00	0.00	0.00	0.00
60	1.44	4.72	7.73	8.60	7.33	5.28	3.06	0.73	0.00	0.00	0.00	0.00	0.00	0.00	0.00	0.00	0.00	0.00	0.00
65	0.00	0.00	0.00	0.00	0.00	0.00	0.00	0.00	0.00	0.00	0.00	0.00	0.00	0.00	0.00	0.00	0.00	0.00	0.00
70	0.00	0.00	0.00	0.00	0.00	0.00	0.00	0.00	0.00	0.00	0.00	0.00	0.00	0.00	0.00	0.00	0.00	0.00	0.00
75	0.00	0.00	0.00	0.00	0.00	0.00	0.00	0.00	0.00	0.00	0.00	0.00	0.00	0.00	0.00	0.00	0.00	0.00	0.00
80	0.00	0.00	0.00	0.00	0.00	0.00	0.00	0.00	0.00	0.00	0.00	0.00	0.00	0.00	0.00	0.00	0.00	0.00	0.00
85	0.00	0.00	0.00	0.00	0.00	0.00	0.00	0.00	0.00	0.00	0.00	0.00	0.00	0.00	0.00	0.00	0.00	0.00	0.00
90	0.00	0.00	0.00	0.00	0.00	0.00	0.00	0.00	0.00	0.00	0.00	0.00	0.00	0.00	0.00	0.00	0.00	0.00	0.00

H(β) Range:-90 - 90DEG
H(β) Interval: 1.0DEG
Test Speed: HIGH
Temperature:25.3DEG
Operators:
Test Date:27 June 2023

V(B) Range:-75 - 75DEG
V(B) Interval: 5.0DEG
Test System:EVERFINE GO-2000A_V1 SYSTEM V2.0.366
Humidity:65.0%
Test Distance:7.500m [K=1.0667]
Remarks:

LUMINOUS DISTRIBUTION INTENSITY DATA

Test:U:221.59V I:0.2009A P:42.489W PF:0.9546 Freq:49.99Hz Lamp Flux:5438.09x1 lm		
NAME: GLM-PLS128CR-4000K(42W)	TYPE:	WEIGHT:
SPEC.:	DIM.:	SERIAL No.:
MFR.: EVERFINE	SUR.:	Shielding Angle:

Table--3

UNIT: cd

C (DEG) \ γ (DEG)	190	195	200	205	210	215	220	225	230	235	240	245	250	255	260	265	270	275	280
0	7205	7205	7205	7205	7205	7205	7205	7205	7205	7205	7205	7205	7205	7205	7205	7205	7205	7205	7205
5	7566	7521	7474	7428	7382	7338	7295	7254	7215	7178	7141	7105	7073	7043	7015	6989	6964	6943	6925
10	7538	7373	7233	7122	7029	7004	6968	6931	6880	6829	6778	6724	6677	6635	6597	6563	6531	6499	6469
15	6089	5849	5697	5808	5924	6031	6121	6082	6023	5985	5976	5995	6040	6096	6150	6193	6216	6211	6181
20	4601	4478	4586	4722	4851	4809	4762	4704	4714	4802	4909	5006	5083	5130	5141	5126	5096	5050	4998
25	3714	3776	3901	3917	3864	3825	3776	3769	3815	3810	3812	3839	3877	3918	3956	3988	4008	4014	3999
30	2702	2945	2992	2851	2873	2897	2837	2650	2533	2516	2645	2767	2862	2912	2927	2919	2902	2881	2860
35	1313	1648	1380	1437	1786	1714	1492	1441	1513	1653	1765	1839	1888	1920	1940	1957	1971	1981	1984
40	449	471	401	619	598	507	559	585	676	747	871	990	1057	1076	1068	1052	1039	1034	1040
45	79.2	26.8	109	123	82.8	97.2	137	167	257	353	391	356	291	217	155	116	107	126	168
50	0.00	0.00	0.00	0.11	0.00	0.26	17.6	68.4	72.6	33.7	0.00	0.16	15.1	38.3	57.4	69.0	71.9	66.8	55.3
55	0.00	0.00	0.00	0.00	0.00	0.00	0.33	0.00	0.00	0.00	0.00	0.00	4.78	15.5	24.8	31.8	35.6	35.5	30.8
60	0.00	0.00	0.00	0.00	0.00	0.00	0.00	0.00	0.00	0.00	0.00	0.00	0.00	1.63	1.60	0.58	0.00	0.66	2.15
65	0.00	0.00	0.00	0.00	0.00	0.00	0.00	0.00	0.00	0.00	0.00	0.00	0.00	0.00	0.00	0.00	0.00	0.00	0.00
70	0.00	0.00	0.00	0.00	0.00	0.00	0.00	0.00	0.00	0.00	0.00	0.00	0.00	0.00	0.00	0.00	0.00	0.00	0.00
75	0.00	0.00	0.00	0.00	0.00	0.00	0.00	0.00	0.00	0.00	0.00	0.00	0.00	0.00	0.00	0.00	0.00	0.00	0.00
80	0.00	0.00	0.00	0.00	0.00	0.00	0.00	0.00	0.00	0.00	0.00	0.00	0.00	0.00	0.00	0.00	0.00	0.00	0.00
85	0.00	0.00	0.00	0.00	0.00	0.00	0.00	0.00	0.00	0.00	0.00	0.00	0.00	0.00	0.00	0.00	0.00	0.00	0.00
90	0.00	0.00	0.00	0.00	0.00	0.00	0.00	0.00	0.00	0.00	0.00	0.00	0.00	0.00	0.00	0.00	0.00	0.00	0.00

H(β) Range:-90 - 90DEG
H(β) Interval: 1.0DEG
Test Speed: HIGH
Temperature:25.3DEG
Operators:
Test Date:27 June 2023

V(B) Range:-75 - 75DEG
V(B) Interval: 5.0DEG
Test System:EVERFINE GO-2000A_V1 SYSTEM V2.0.366
Humidity:65.0%
Test Distance:7.500m [K=1.0667]
Remarks:

LUMINOUS DISTRIBUTION INTENSITY DATA

Test:U:221.59V I:0.2009A P:42.489W PF:0.9546 Freq:49.99Hz Lamp Flux:5438.09x1 lm		
NAME: GLM-PLS128CR-4000K(42W)	TYPE:	WEIGHT:
SPEC.:	DIM.:	SERIAL No.:
MFR.: EVERFINE	SUR.:	Shielding Angle:

Table--4

UNIT: cd

C (DEG) \ y (DEG)	285	290	295	300	305	310	315	320	325	330	335	340	345	350	355				
0	7205	7205	7205	7205	7205	7205	7205	7205	7205	7205	7205	7205	7205	7205	7205				
5	6909	6897	6889	6886	6886	6892	6903	6918	6937	6960	6986	7016	7047	7080	7114				
10	6441	6416	6398	6387	6387	6400	6431	6478	6543	6625	6672	6710	6750	6795	6845				
15	6127	6052	5956	5854	5747	5637	5525	5445	5496	5576	5679	5806	5733	5623	5535				
20	4941	4884	4839	4806	4788	4796	4736	4577	4424	4279	4315	4398	4490	4412	4315				
25	3956	3879	3777	3657	3547	3497	3583	3716	3897	3726	3555	3493	3596	3706	3650				
30	2838	2815	2774	2736	2729	2659	2592	2545	2694	2929	2889	2574	2551	2839	2794				
35	1969	1930	1833	1676	1492	1521	1622	1678	1541	1450	1643	1529	1199	1444	1484				
40	1058	1071	1071	1046	957	767	581	648	763	642	546	693	556	520	643				
45	226	283	324	347	357	360	329	199	84.1	191	166	134	166	65.0	178				
50	38.6	18.7	1.87	0.00	31.0	68.9	62.0	53.0	16.5	0.00	25.0	4.42	1.77	0.04	4.84				
55	20.9	7.03	0.00	0.00	0.00	0.00	0.00	0.13	0.00	0.00	0.00	0.00	0.00	0.00	0.00				
60	3.03	1.67	0.00	0.00	0.00	0.00	0.00	0.00	0.00	0.00	0.00	0.00	0.00	0.00	0.00				
65	0.00	0.00	0.00	0.00	0.00	0.00	0.00	0.00	0.00	0.00	0.00	0.00	0.00	0.00	0.00				
70	0.00	0.00	0.00	0.00	0.00	0.00	0.00	0.00	0.00	0.00	0.00	0.00	0.00	0.00	0.00				
75	0.00	0.00	0.00	0.00	0.00	0.00	0.00	0.00	0.00	0.00	0.00	0.00	0.00	0.00	0.00				
80	0.00	0.00	0.00	0.00	0.00	0.00	0.00	0.00	0.00	0.00	0.00	0.00	0.00	0.00	0.00				
85	0.00	0.00	0.00	0.00	0.00	0.00	0.00	0.00	0.00	0.00	0.00	0.00	0.00	0.00	0.00				
90	0.00	0.00	0.00	0.00	0.00	0.00	0.00	0.00	0.00	0.00	0.00	0.00	0.00	0.00	0.00				

H(β) Range:-90 - 90DEG
H(β) Interval: 1.0DEG
Test Speed: HIGH
Temperature:25.3DEG
Operators:
Test Date:27 June 2023

V(B) Range:-75 - 75DEG
V(B) Interval: 5.0DEG
Test System:EVERFINE GO-2000A_V1 SYSTEM V2.0.366
Humidity:65.0%
Test Distance:7.500m [K=1.0667]
Remarks: